

NEW!

SAW Welder

POWERPLUS™ 1000HD

Constant current power source

POWERPLUS™ 1000HD is designed for constant current Submerged Arc Automatic welding. During the welding period, the arc is very stable and output can be precisely controlled. The power source matches with Lincoln Rover tractor and works perfect on welding performance.

POWERPLUS™ 1000HD is rugged and durable for welding. It's can be used for steel structure, stainless steel, refractory steel、nickel base alloy and have the function of air carbon arc gouging. It's also can be used for many industries like shipyard, boiler, wind power, engineering machinery, pressure vessel and so on.



Processes

Submerged Arc, Gouging

Description

Output   Input  

Wire Feeder Options

Rover tractor

Required Options

Tractor、control cable、welding cable、work cable

Design Features

- The main transformer is designed sturdily and durably at H grade level
- High reliably SCR component ensures power source output stability is excellent.
- The machine is designed at compact conformation and good cooling efficiency.
- Overheating、overcurrent、lack of phase、short circuit protection protects the machine at good reliability and makes it safe.
- Potted PC boards ensure long life in harsh conditions.
- Built to IP23S classification makes the machine can be used in harsh environment.

Advantage Lincoln

- Precise output control makes output current very stable and the current can be preset.
- Line voltage compensation maintains consistent weld within $\pm 10\%$ input vibration.
- 1000A@100% duty cycle, maximal output capacity reaches 1200A, it's also can be used for carbon arc gouging.
- The 500A output terminal enhances low current arc characteristics, so it provides good welding characteristics when the output current lower than 500A.
- 14-pin Lincoln standard control cable and plug and can match with Lincoln US traditional tractor.
- The machine has easy understandable operation panel and use analog meters to display current and voltage for more clear view.
- Small profile case allows it can be installed on a work-bench or you can stack up two machines to save the floor space.

TECHNICAL SPECIFICATIONS


Product Name	Product Number	Input Power	Rated Output Current/Voltage /Duty Cycle	Input Power @ Rated Output (KW)	Output Range	Dimensions H×W×D (mm)	Net Weight (Kg)
POWERPLUS™ 1000HD	K60067-2	380 (±10%)/ 3Ph/50HZ /60HZ	1200A/44V @ 60% 1000A/44V @ 100%	69 @ 100%	200-1200A	900 x 600 x 970	335

A CLOSER LOOK




Front Panel

1. Thermal Indicator
2. Volt Meter
3. Amp METER
4. Polarity witch
5. Output Control Knob
6. Gouge/CC submerged arc switch
7. ON/OFF Power Switch
8. Power On Pilot Light



Back Panel

1. 2A Fuse and Fuse holder
2. 8A Fuse and Fuse Holder
3. Input Power Box
4. Input Power Cable Holder Bracket



Output Stud

1. Negative Output stud
2. Control Cable Connector
3. 500A DC+ Output Stud
4. 1000 DC+ Output Stud

Constant Current Submerged Arc Wire Feeder

Rover tractor is a kind of Automatic walking tractor, designed for submerged arc welding. It's easy for operation with track system capability. It can match with POWERPLUS™ 1000HD、DC-1000 and DC-1500. Rover tractor is sturdy and durable and compact profile. It can be used for welding different thickness of steel and different welding position, like thick plate on button welding, lap welding and fillet welding. It's the ideal choice for long welding seam application like ship-yard, boiler, steel structure and so on.



Order number

K60068-1

Processes

Submerged Arc, Gouging

Description


Output  Input 

Advantage Lincoln

- Constant travelling speed, wide range of welding parameter, variable wire diameter from 2.0 to 6.0mm.
- Flexible adjustment, incorporated head and torch.
- Adjustable beam is convenient to get the right stick out.
- Straightener for stable feeding, large traction and torque、strong wire feeding ability and less power loss.
- Duty cycle: 1200A@60%, 1000A@100
- Operation panel is designed for easy understanding and turning knob is friendly for welders.

Design Features

- Presettable parameter
- Different wire diameter is corresponding to different welding parameter program, this diameter selection helps you to get the good welding performance.
- Fixed point start function will help you get precise bead of position.
- Touch sense function makes sure the wire to the preset position and stop.



Front panel

- | | |
|--|--|
| 1. Power ON Pilot Light | 7. Travel Speed knob |
| 2. Wire Feed Speed LED | 8. Travel Mode
Auto/OFF/Manual |
| 3. CC: welding current
CV: welding voltage
LED display | 9. Travel Direction
Forward/ Backward |
| 4. CC: welding voltage
CV: welding current
LED display | 10. Wire Diameter Selection knob |
| 5. CC: welding voltage
CV: welding current
Output knob | 11. Inch Up |
| 6. CC: welding current
CV: welding voltage
Output knob | 12. Inch Down |
| | 13. Start button |
| | 14. Stop button |

TECHNICAL SPECIFICATION

Items	Specification
Rated input voltage of traveling mechanism	DC110V
Rated input current of traveling mechanism	0.4A
Rated input voltage of wire feeding mechanism	DC110V
Rated input current of wire feeding mechanism	1A
Type of wire feeding	Continuous wire feeding
Welding speed	0.2~2.2m/min 0.2~1.5m/min
Wire feeding speed	0.3~3.0m/min
Rated power source	1000A
Wire diameters (mm)	3.0 4.0 5.0
Type of wires applicable	Soft steel, solid core
Adjustable height of cross beam	70mm
Adjustable distance of tractor head (mm)	100×100×70 (up, down; left, right; front and rear)
Rotatable angle of cross beam around vertical column	±90°
Tractor head inclination	±45°
Torch inclination	±45°
Flux container volume	6L
Inner diameter of wire spool	φ300mm
Wire spool capacity	25kg
Dimension (L×W×H) (mm)	1080×480×740
Weight	55kg (does not include wire)

RECOMMENDED OPTION FORM

Options	Order Number	Specification
Control cable (9-pin tractor to 14-pin power source)	K69024-XM	
Welding cable	K60052-50-XXM	50mm ² , 2
	K60052-70-XXM	70mm ² , 2
Grounding cable	K60027-50-4M	50mm ² , 2
	K60027-70-4M	70mm ² , 2

X: length of cable, from 5M to 50M

Customer Assistance Policy

The business of The Lincoln Electric Company is manufacturing and selling high quality welding equipment, consumables, and cutting equipment. Our challenge is to meet the needs of our customers and to exceed their expectations. On occasion, purchasers may ask Lincoln Electric for advice or information about their use of our products. We respond to our customers based on the best information in our possession at that time. Lincoln Electric is not in a position to warrant or guarantee such advice, and assumes no liability, with respect to such information or advice. We expressly disclaim any warranty of any kind, including any warranty of fitness for any customers particular purpose, with respect to such information or advice. As a matter of practical consideration, we also cannot assume any responsibility for updating or correcting any such information or advice once it has not been given, nor does the provision of information or advice create, expand or alter any warranty with respect to the sale of our products.

Lincoln Electric is a responsive manufacturer, but the selection and use of specific products sold by Lincoln Electric is solely within the control of, and remains the sole responsibility of the customer. Many variables beyond the control of Lincoln Electric affect the results obtained in applying these types of fabrication methods and service requirements.

Subject to change - This information is accurate to the best of our knowledge at the time of printing. Please refer to www.lincolnelectric.com.cn for any updated information.

Authorized Distributor:

THE SHANGHAI LINCOLN ELECTRIC CO., LTD

No.195, Lane 5008, Hu Tai Road, Shanghai China 201907
 TEL:86-21-6673 4530 FAX:86-21-6602 6621
www.lincolnelectric.com.cn

POWERPLUS™ 1000HD
 CE018.EN 10/12

LINCOLN[®]
ELECTRIC
 THE WELDING EXPERTS[®]